



# ***Schoolcraft Learning Community***

*An Expeditionary Learning™ Public Charter School*

**Annual Report  
September 18, 2012**

# Table of Contents

Introduction.....	3
School Mission Statement.....	3
Authorizer Information.....	3
School Governance.....	4
School Board Goal Setting.....	5
Board Members List.....	6
School Management.....	7-8
Staffing/Teaching Faculty Information.....	9
School Admissions and Enrollment.....	10
Academic Program/School Performance.....	11-14
School Climate.....	15
Finances.....	16
Innovative Practices.....	16-19
Program Challenges.....	19-20
Future Plans.....	20
Appendices.....	21-28
NWEA Results.....	21
MCA Results.....	22
MDE Report Card/ UFARS information.....	23
Elevate 360 Results.....	24
Non-Profit Status Expenditure Matrix.....	25
Preliminary Balance Sheet.....	26
School Finance Awards MDE and VOA.....	27
School Application Form and Enrollment Form.....	28

## Introduction

Schoolcraft Learning Community was awarded its first charter from the state of MN in April 2000. We opened our doors to those we serve in September 2000, offering an alternative education style to 150 students. Schoolcraft Learning Community is based on a shared conviction that enthusiasm and rigor are compatible and that students learn best in small group settings emphasizing individualized instruction, project orientation, and teamwork. We believe that local environment, culture, and history provide a bridge to global perspectives, a rich source of experiences and material, and that students should be encouraged to become significant contributors to their community. During the 2011-12 school year, Schoolcraft Learning Community served approximately 181 students in the Bemidji area. Reflecting on the school's successful completion of its twelfth year, it is evident that our original vision, as stated, continues to be strong in our unique learning environment. Schoolcraft Learning Community is compliant with all 6 of the statutory purposes as outlined in Minnesota Statutes, section 124D.10, subdivision 14 (2011), but is especially proficient as an educational organization in the following areas: Improving Pupil Learning; Encouraging the Use of Different and Innovative Teaching Methods; and Creating New Professional opportunities for Teachers, including the opportunity to be responsible for the learning program at the school. Schoolcraft Learning Community has prepared this annual report in compliance with Minnesota Statute, 2011, 124D.10, subd.14.

## School Mission Statement

Schoolcraft Learning Community exists to help develop individuals to be self-directed, lifelong learners who have the skills and knowledge to confidently and compassionately navigate in the world.

## Authorizer Information



Schoolcraft Learning Community contracted with Volunteers of America (VOA) in June 2011 through 2014. **Main contact:** Stephanie Olsen, Senior Manager of the Charter School Authorizing Program **Address:** VOA-MN Education Center, 924 19<sup>th</sup> Avenue South, Minneapolis, MN 55404 **Cell:** (612)270-1998 **Email:** [solsen@voamn.org](mailto:solsen@voamn.org)

Volunteers of America has been actively involved in monitoring Schoolcraft Learning Community this first year of our sponsorship contract. We have had the privilege of two site visits this year, one in September 2011, and one in May 2012. We are also thankful for a long-standing prior relationship with Stephanie Olsen as she has become knowledgeable of our school over the course of many years. Her vast experience and knowledge have been very helpful in supporting Schoolcraft's ability to maintain compliance in the very dynamic and complicated charter school environment. Molly McGraw was the VOA representative that attended our September 2011 board meeting.

## School Governance

Schoolcraft continues its commitment to govern and lead with excellence by utilizing the Policy Governance® model for Board Governance. The intention is to provide a clear framework for monitoring progress in meeting expectations for student achievement as established in the Ends Policies. The system has been helpful in providing accountability and communication between the board and administration. The Schoolcraft Learning Community School Board reviews its policies annually, and the School Director presents monitoring reports to the board throughout the school year, with each policy being addressed at least once annually, specifying how the policies are being followed.

The Schoolcraft Learning Community Board currently has 7 members, 5 of which are licensed teachers, following the April 2012 election. Sara Breeze, Jim Conway, and Stacy Bender-Fayette were re-elected for a 2 year term, and Sarah Wilson is our newly elected board member, also for a 2 year term. Jeff Ueland was re-elected Board Chair and Sara Breeze was re-elected Board Records Officer in April 2012. The Schoolcraft Board is compliant with statutory board training requirements. The 6 members that are continuing to serve or were re-elected completed their required board training in previous years. Sarah Wilson, newly elected, completed board training on August 7, 2012, through MSBA.

## School Board Goal-Setting

The Schoolcraft School Board sets school-wide goals annually in July for the upcoming school year.

The 2011-12 Board Goals consisted of:

1. Assess Teacher/Staff compensation
2. Promote Marketing Efforts
3. SLC Tech plan update
4. Explore Blended Learning
5. Effectiveness of French Programming

Evidence of compliance was presented to the Board at their July 2012 summer retreat.

Goals for the 2012-13 school year include:

1. Review of Curricular Model
2. Creation of Staff/Teacher evaluations
3. Review of site location for possible moving/expansion

## 2011-2012 Schoolcraft Learning Community Board Members

Name/Contact Info	Occupation/File Folder if applicable	Date Elected/ Appointed	Date Seated	Term Ends	Meeting Attendance Rate
Jeff Ueland (Board Chair) 9202 Rasperry Ct. NE Bemidji, MN 56601 <a href="mailto:jeff@schoolcraft.org">jeff@schoolcraft.org</a> 218-760-6630	Bemidji State University Associate Professor	04/11	05/11	04/13	83.33% (10 of 12)
Sara Breeze (Board Records Officer) 8525 Waterview Ct. NE Bemidji, MN 56601 <a href="mailto:sarab@schoolcraft.org">sarab@schoolcraft.org</a> 218-586-3335	SLC Teacher (6-8) File#329322	04/12	05/12	04/14	91.67% (11 of 12)
Jim Conway 4848 Knollwood Dr. NE Bemidji, MN 56601 <a href="mailto:jim@schoolcraft.org">jim@schoolcraft.org</a> 218-751-7264	SLC Teacher (6-8) File#257579	04/12	05/12	04/14	83.33% (10 of 12)
Stacy Bender-Fayette 3620 Gryce Stine Rd. NE Bemidji, MN 56601 <a href="mailto:stacy@schoolcraft.org">stacy@schoolcraft.org</a> 218-243-2698	SLC Teacher (Technology Integration) File#381011 SLC Parent	04/12	05/12	04/14	83.33% (10 of 12)
Lois Pearson 3024 Sunnyside Rd. NE Bemidji, MN 56601 <a href="mailto:lois@schoolcraft.org">lois@schoolcraft.org</a> 218-759-0707	SLC Teacher (Title) File#304580 SLC Parent	04/11	05/11	04/13	100% (12 of 12)
Kathleen Preece PO Box 3095 Bemidji, MN 56619 <a href="mailto:kathleen@schoolcraft.org">kathleen@schoolcraft.org</a> 218-759-7730	Community Member	04/11	05/11	04/13	91.67% (11 of 12)
Sarah Wilson 1710 15 <sup>th</sup> Street NW Bemidji, MN 56601 <a href="mailto:sarah@schoolcraft.org">sarah@schoolcraft.org</a> 218-368-0576	SLC Teacher (K-1) File#436311	04/12	05/12	04/14	100% (2 of 2)

## School Management

Our director, Scott Anderson, has been a steadfast leader for Schoolcraft Learning Community since our inception in 2000. Director Anderson completed his Masters of Science in Educational Leadership in May 2011, and attained his Administrative License in K-12 Education in October 2011. Rita Poulton, Business Manager, and Shar Paquette, Administrative/Technology Coordinator, have also been with Schoolcraft since 2000. These three, along with Tracy Schoenfelder, Office Support, and Shelly Olson, Special Education Paraprofessional, serve as our School Administrative Team.

Inherent in the Expeditionary Learning design is the emphasis on collaborative teaching and learning and creating of a strong school culture. Schoolcraft Learning Community staff members strive to provide this collaborative spirit. Small or large group meetings are held to discuss major decisions, with the final decision responsibility lying with the Director. Director Anderson had an Open Door Policy and encourages staff to approach him with any concerns they may have. The Director is formally evaluated once per year by the Board utilizing staff and Board input, compared to the Director Limitations Policies.

Our classroom teachers were stable during the 2011-12 school year. We hired Theora Snyder for Physical Education Instruction, and Jason Wiltermuth for General Music and Choir Instruction. Jerianne Moen's position changed from General Music to a Special Education Paraprofessional, and she resigned in February 2012. Her position was filled by Kyle Christianson through the remainder of the year. Brett Cease resigned as a Special Education Paraprofessional in October 2011. This position was filled by Bethany Larson. Schoolcraft contracts for the following services: Special Education Director, Occupational Therapist, Special Education Evaluative Services, Food Service, Janitorial and Maintenance, French, and Conflict Management.

## 2011-2012 Schoolcraft Learning Community Management/Administrative Team/Support Staff

Name	File#	Assignment	Years Employed by the School	Left During 11/12	Not Returning 12/13
Scott Anderson	304008	Director	12		
Rita Poulton		Business Manager	12		
Shar Paquette	384002	Admin/Tech Coordinator	12		
Tracy Schoenfelder		Office Support	6		
Angie Jenson		Office Support	1		
Michelle Olson		Special Education Para	11		
Dan Gannon		Special Education Para	2		X
Kyle Cristiansen	467357	Special Education Para	1		X
Jerianne Moen	434567	Special Education Para	5	X	X
Carol Weeks		Special Education Para	6		
Brett Cease	458634	Special Education Para	1	X	X
Michelle Crow		Special Education Para	2		
Jenny Fraley	462589	Special Education Para	1		
Kellie Lindquist	450193	Special Education Para	1		
Jennifer Lomen	460584	Special Education Para	1		X
Lois Pearson	304580	Title 1	5		
Jaci Crisman	392401	Title 1	7		X



## 2011-12 Teaching Faculty Information

Name	File#	Assignment/Subject	Years Employed by the School	Left During 11/12	Not Returning 12/13
Judith Bing	332375	Grades 4-5	12		
Sara Breeze	329322	Grades 6-8 LA	12		
Raschell Collyer	360766	K-3 Special Ed.	6		
James Conway	257579	Grades 6-8 Science	11		
Marilyn Delaney	380911	Grades 6-8 Math	10		
Nikki Rice	424661	Grade 3	5		
Shanna Reiners	429632	Grades 2-3	6		
Carla Patch	339681	Grades 2-3	12		
Hilary Phukan	389004	Grades 4-5	12		
Lisa Robinson	398506	K-8 Art	11		
AnnaMae Sovick	415336	Grade 1	4		
Sara Dreyer	298343	5-8 Special Ed.	9		
Sarah Wilson	436311	Grade K	3		
Jason Wiltermuth	422577	K-8 Music	1		
Theora Snyder	439481	K-8 PE	1		
Amanda Bailey	463449	K-8 French	1		
Stacy Bender-Fayette	381011	Tech. Int. Specialist	3		
Linda Simons	305984	Speech Language	6		
Frances VanDorn	324186	Orchestra	9		
Brooke Wichmann		CM Instructor	Contracted - 3		X

## School Admissions and Enrollment

Schoolcraft Learning Community had relatively consistent student enrollment for the 2011-12 school year, beginning our year with 185 enrolled students, and ending our year with 179. We maintained waiting lists for many grade levels except grades 3, 6 and 8, which were exhausted during the school year. We had a total of 17 students drop, and added 11. Our projected enrollment for 2012-13 is 188 students, and we currently have a waiting list at every grade level. Applications for admission are continually submitted throughout the year resulting in names being continually added to our waiting list. This process shows a continued need for the type of educational learning opportunities that Schoolcraft Learning Community is offering.

Schoolcraft Learning Community's admission's process begins with the completion of an application, which is usually completed online through our website, but can also be completed using a paper application requested from the school. Once the application is received by the school, student names/grades are added to the interest list for a particular year if prior to the occurrence of the annual lottery in February, or to the bottom of the waiting list if received post-lottery. Priority for classroom placement is given to siblings of currently enrolled students and children of Schoolcraft staff. The February lottery process establishes the waiting list order for the upcoming school year, and student openings are filled from this waiting list. Once a student opening is offered and accepted, further information is gathered on the enrollment form to complete the enrollment process. Scans of the application and enrollment forms are included in the appendices.

Student Enrollment Trends

School Year	K	1	2	3	4	5	6	7	8	Student Retention Rates
2009-10	18	35	18	19	17	18	19	16	16	96%
2010-11	18	18	33	19	19	18	20	15	14	95%
2011-12	20	20	20	30	20	20	21	11	17	96%
2012-13 est.	18	36	22	20	30	18	20	18	15	

## Academic Program/School Performance

Schoolcraft Learning Community contracts with Expeditionary Learning Schools (EL) to provide in-service training to our staff around developing curriculum that is engaging, in-depth, while imbedding Minnesota Graduation standards into our expeditions. We have been an EL school since we began in 2000. Expeditions are in-depth investigations into a topic or a learning area. They incorporate ideas and learning goals from as many of the subject areas as possible, knowing that the more you can associate one with another, the better the understanding and retention of knowledge. The expeditions aim to encourage student participation in the developmental process, as well as for student proficiency in the topics studied.

Spring MAP scores will be compared with Elevate 360 growth models during our summer Board retreat as well as individual grade level meetings throughout the year. Specific learning strands from NWEA and MCA test results will also be reviewed during the course of the school year. Academic goals are established as a result of these scores.

As we engage our students' learning through expeditions, we are required to teach our students a level of proficiency according to the expectations of the Minnesota Department of Education. Our students partake in Fall NWEA MAP testing to help establish quality baselines to enable teachers to address specific educational learning targets for each student. We then retake the same NWEA MAP tests in the Spring to assess growth across time. Our Spring MAP scores in Reading showed 63.5% of our students meeting RIT growth goals overall. Our Spring MAP scores in Math showed 65% of our students meeting RIT growth goals overall. The following table is from our VOA Accountability Plan through 2014, showing our rubric placement being "3" in both categories based on these percentages. Our target MCA Reading goal of 85% was exceeded as we achieved a school-wide score of 85.2%. Our school-wide MCA Math score of 70.1% fell short of our 85% goal but included a 16% increase from the previous year. 70.3% of our 5<sup>th</sup> and 8<sup>th</sup> grade students met or exceeded the 2012 MCA Science Test requirements as compared to the state average of 50.5%.

## NWEA MAP Rubric Spring 2012

Indicator	4	3	2	1
NWEA MAP in Reading Percent meeting RIT growth goal	More than 65% (ranked in 1 <sup>st</sup> quartile)	50-65% (ranked in 2 <sup>nd</sup> quartile)	40-49% (ranked in 3 <sup>rd</sup> quartile)	Less than 40% (ranked in 4 <sup>th</sup> quartile)
NWEA MAP in Math Percent meeting RIT growth goal	More than 65% (ranked in 1 <sup>st</sup> quartile)	50-65% (ranked in 2 <sup>nd</sup> quartile)	40-49% (ranked in 3 <sup>rd</sup> quartile)	Less than 40% (ranked in 4 <sup>th</sup> quartile)

The following information is taken from our 2012 Spring MCA Testing Events at Schoolcraft Learning Community.

### Percent Meeting or Exceeding on MCA II Reading 2011-12 School Year

Grade Level	# Students Tested	Percent Meeting	Percent Exceeding
3	30	27	43
4	20	40	50
5	19	26	53
6	19	32	63
7	11	36	64
8	16	31	63
Overall		63% Meeting or Exceeding	

### Percent Meeting or Exceeding on MCA II Math 2011-12 School Year

Grade Level	# Students Tested	Percent Meeting	Percent Exceeding
3	30	50	10
4	20	45	35
5	20	40	20
6	20	50	20
7	11	64	18
8	16	63	19
Overall		65% Meeting or Exceeding	

### Percent Growth on MCA II Reading 2011-12 School Year

	# Students	% In Each Category
% Not Proficient Showing High Growth	9	11.5
% Not. Proficient Showing Medium Growth	3	3.8
% Not Proficient Showing Low Growth	0	0
% Proficient Showing High Growth	22	28.2
% Proficient Showing Medium Growth	28	35.9
% Proficient Showing Low Growth	16	20.5
Total	78	99.9

### Percent Growth on MCA II Math 2011-12 School Year

	# Students	% In Each Category
% Not Proficient Showing High Growth	14	17.5
% Not. Proficient Showing Medium Growth	11	13.6
% Not Proficient Showing Low Growth	3	3.8
% Proficient Showing High Growth	29	36.3
% Proficient Showing Medium Growth	15	18.6
% Proficient Showing Low Growth	8	10
Total	80	99.8

## AYP Goal

Schoolcraft Learning Community did make AYP for the 2010-11 school year, as well as the 2011-12 school year. Initial MMR (Multiple Measurement Rating) based upon Spring 2010-11 MCA scores named Schoolcraft as a MN Reward School according to guidelines established by the Minnesota Department of Education. These results were shared with staff/Board/families in the spring of 2012. Recently released MMR results for 2012 again named Schoolcraft as a Reward School, with scores at the 95% success level. These scores were shared with staff in the fall to help guide lesson design. Our Special Education students showed significant growth in both reading and math MCA scores during the 2011-12 school year.

## School Climate

Schoolcraft Learning Community consistently has good parental involvement on a weekly basis, but especially for special events, such as our Fall Festival, WinterFest, Open Mic Event, and Annual Summer Potluck. We have excellent parental involvement in parent-teacher conferences held twice per year, with the overall percentage for both across grade levels being 92%. Each grade level usually hosts two “Celebrations of Learning” each year which averaged approximately 70% family attendance. Schoolcraft holds 2 public concerts per year, featuring our choirs, orchestras, and French program, at which we average 400+ people in attendance per concert. These concerts are open to the public, and advertised in the wider Bemidji community.

We conducted a parent survey in the Spring 2011 which had 71 responses out of 135 families, a 53% response rate. Each area was rated in effectiveness from 1 to 5, with 5 being the most effective. Relevant data is as follows:

- Parent Teacher Conferences
  - 100% of responses rated conferences as a 3 or above in effectiveness, with 69% indicating conferences were “most effective”.
- Communication of Student’s Progress to Family
  - 92.5% of responses rated communication as a 3 or above in effectiveness.
- Expedition Celebrations twice per year

- 100% of responses rated expedition celebrations as a 3 or above in effectiveness.
- Family Fun Night (K-3<sup>rd</sup> grade evening event)
  - 94.7% of responses rated Family Fun Night as a 3 or above in effectiveness.
- Monthly Newsletter
  - 97.1% of responses rated the Monthly Newsletter as a 3 or above in effectiveness.

## Finances

- **FY 12 Financial Status**

Schoolcraft Learning Community finished the fiscal year of 2011-12 with a fund balance of \$677,791. This figure is 41.2% of our operating budget, which allowed us to avoid the issue of borrowing additional funds to survive the statewide 40% withholding to the public schools. Like all schools, we kept a sharp eye on overall expenditures to maintain a positive cash balance throughout the school year. Our July 2012 audit by Miller McDonald, Inc. found no material weaknesses or findings and Schoolcraft did receive both VOA's Finance Award and the Minnesota Department of Education Finance Award for our attention to financial reporting and the success of our audit. Our school maintains a finance committee made up of staff/parents/board members that provide financial recommendations to the school director. Financial updates/statement are given to the Board during each monthly Board meeting. In FY 12-13, the state will continue to hold back 40% of current revenue so cash flow will be watched closely. Schoolcraft Learning Community is in solid financial condition.

- **The following documents are included in the appendices:**

FY 12 Overview; Financial Policy and Procedures; 2012 School Finance Award letter; 2012 Volunteers of America Finance Award; FY 12 Budget; and UFARS audit information. Our current policies, bylaws and budgetary information are posted on our website, [www.schoolcraft.org](http://www.schoolcraft.org). State mandated school board training has been completed by all current board members.



## Innovative Practices

- **Technology**

Schoolcraft Learning Community implemented a 1:1 iPad Program in our Middle School during the 2011-12 school year. While a new program obviously has some challenges, overall the program was a success and will continue into the 2012-13 school year. Our students had exposure to the use of GPS Units, iPods, MacBooks, Cameras, Recording Equipment, Skype, Voice Thread, iPhoto, iMovie, and many other resources.

- **Engaging Expeditions**

Each year, the learning expeditions have become more rich in integrating academic content from various disciplines. From concentration camps to animal habitats to food to fitness to reliving the travels of Columbus, the expeditions engage the students in learning. Our teaching staff develops expeditions based upon their passions and the passions of their students, embedding the Minnesota Graduation Standards within, while creating an in-depth study in which students can immerse themselves.

- **Service Learning and Community Involvement**

Crews at each grade level have service learning embedded into their expeditions. For example, the Schoolcraft 8<sup>th</sup> grade crew knitted hats and delivered them to the homeless shelter in Bemidji. Our 3<sup>rd</sup> grade crew did a garbage sort of the school garbage and then made recommendations for how we can reduce our garbage at Schoolcraft. The Kindercrew took a frog and toad call survey on campus and wrote a letter explaining our process, findings and areas of concern (meaning the species we were concerned about) to Concordia Language Villages (whom we lease from).

- **Foreign Language and Conflict Management**

Schoolcraft offers French and Conflict Management at every grade level, K-8. Schoolcraft Learning Community believes that early and continued language learning is very beneficial. In addition to weekly French times, we offer immersion opportunities through special events and French lunch times. Conflict management skills are some of the hardest skills any person must learn, and we believe that teaching these

skills to all of our students at every grade level helps prepare them to be good community members, both presently and in the future. We enhance these skills in the upper grades through access to the “Peacemakers”, the “STAR Team”, and “Peer Mediation” opportunities.

- **Music Enrichment programs**

Schoolcraft offers orchestra and choir instruction to any interested students in grades K-8 and piano instruction to all K-1 students. This helps foster the love of music at an early age. We also incorporate extra experiential music time for the K-1 crews at various times throughout the year.

- **Portfolio Presentations**

Students are required to “show what they know” through formal portfolio presentations in front of a meaningful audience. These presentations are considered “required” for passing grades 5 and 8 and have been credited with helping prepare the students for public speaking opportunities in their future.

- **Special Education Inclusion**

We have a strong belief in the importance of inclusion of special needs students within the classroom environment. We provide additional support in the classroom whenever possible, with pull-out sessions only when warranted. This enhances the student’s feeling of community within his/her class.

- **Wellness Policies**

We recognize that a student who feels safe and connected to their school and is properly nourished and healthy has a greater chance of attending school on a regular basis, performing better in the classroom, and becoming a functioning member of the school-community. This year we surveyed our students with the Olweus bullying surveys to determine our school climate and feelings of safety for each student. We will analyze the results and make appropriate changes in the upcoming school year and conflict management curriculum. We continue to offer breakfast to every student and high quality lunches within our hot lunch program.

- **Expeditionary Learning**

Schoolcraft has contracted with the Expeditionary Learning Outward Bound since our inception. The design

principles and the core practices, along with the support for our curriculum building/design and staff training, is integral to what makes Schoolcraft special. School culture is modeled and developed through our knowledge of Expeditionary Learning.

- **Small Class Sizes/Small Caring Community**

Schoolcraft boasts class sizes of 19 or less in every crew, which enhances student learning through lower student/teacher ratios and smaller learning environments. Our 2011-12 student population was 179. This created an environment where one could know every student's name. In addition, each student is encouraged to have at least one adult that they can confide in. In all past surveys, both staff and community based, our caring community atmosphere is referenced as one of our greatest strengths. Our lunches are served family style, and our entire school eats together in mixed ages to help foster the relational aspect of our community. Staff meets students as they get off of the bus in the morning, and again before they leave on the buses at the end of the day. Students eat breakfast every day with their crew, giving students time to connect with their peers and the adults in their classroom in a more informal setting. Crews have "circle time" every morning with their crews for 20 minutes, a time to connect, share, regroup, and get ready for a successful day at school.

## Program Challenges

- **Moving**

A challenge that the school has always had is the necessity to move in (every fall) and out (every spring) of the Concordia Language Villages (CLV) buildings. The setting is so conducive to the learning atmosphere staff members want to create. However, the impact of moving on students and staff is significant. Each spring, all classroom items are packed in semi-trailers, which are stored over the summer at a location inaccessible to staff. Teachers spend considerable instruction time packing and unpacking school items. Many expendable items that could be used from year to year are discarded because of the likelihood that they would be damaged on the semi-trailer. Indeed, many items are damaged during the move and storage. Another major challenge with the move is that the administrative offices need to tear down and set up their offices twice per year. A permanent administrative space would be a definite benefit.

- **Space**

Schoolcraft does continually struggle with space issues. We do not have gymnasium facilities to use for Physical Education, and use our cafeteria space for Physical Education during inclement weather. This means we spend significant staff time setting and re-setting the cafeteria space depending on who is using the space. We also quite often struggle with teaching/activity space. Creativity and flexibility are highly valued commodities in handling these challenges.

- **Special Education**

18% of our students received Special Education services during the 2011-12 school year. We continue to work on identifying ways to meet our students' needs within the classroom setting if at all possible, as Expeditionary Learning is easier to grasp if the students are in class.

- **Time Constraints**

We are challenged by a shortened school day due to our location and the logistics of our busing arrangements with ISD #31. We are also challenged by a potentially shorter school year than our local district due to our lease arrangement with Concordia Language Villages. This does limit the total number of student contact days that we are able to have, as we are not allowed to hold school if busing is not made available to our students.

- **Technology**

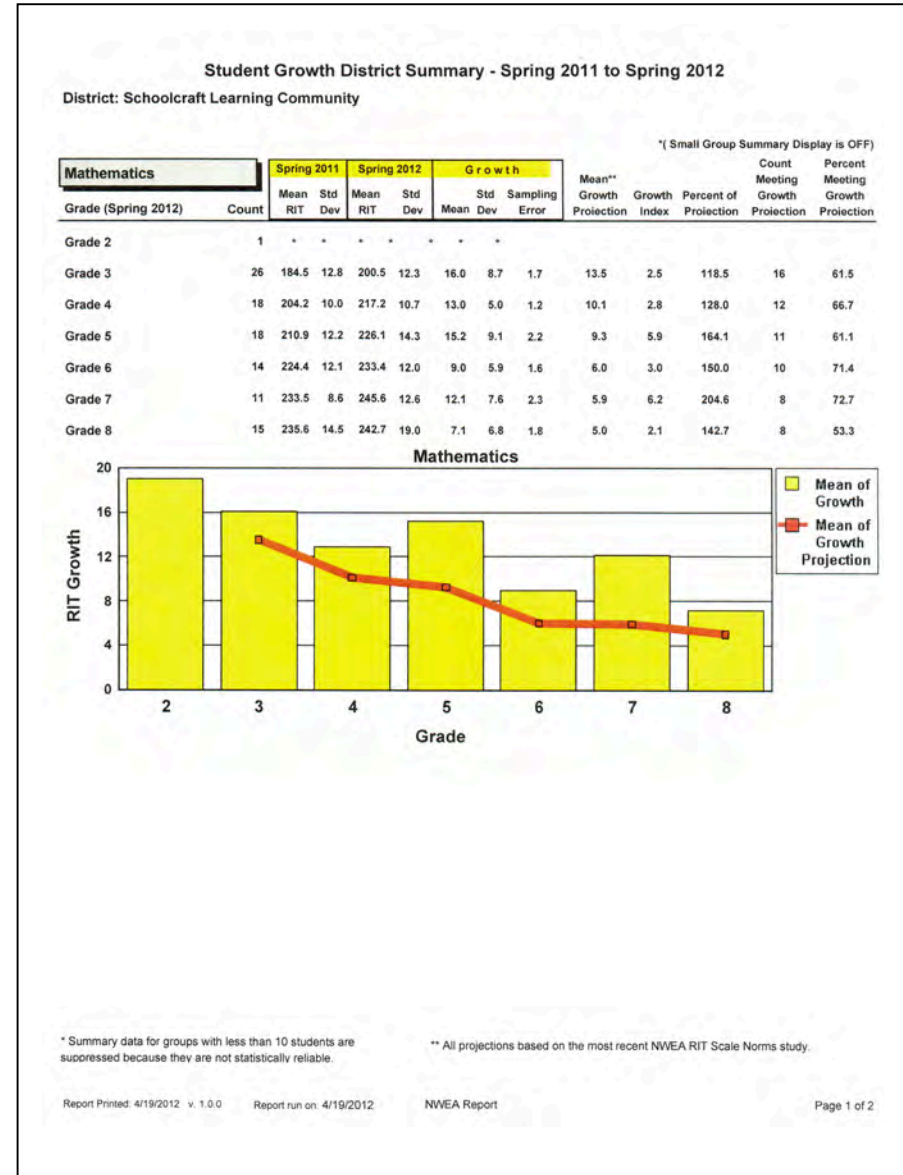
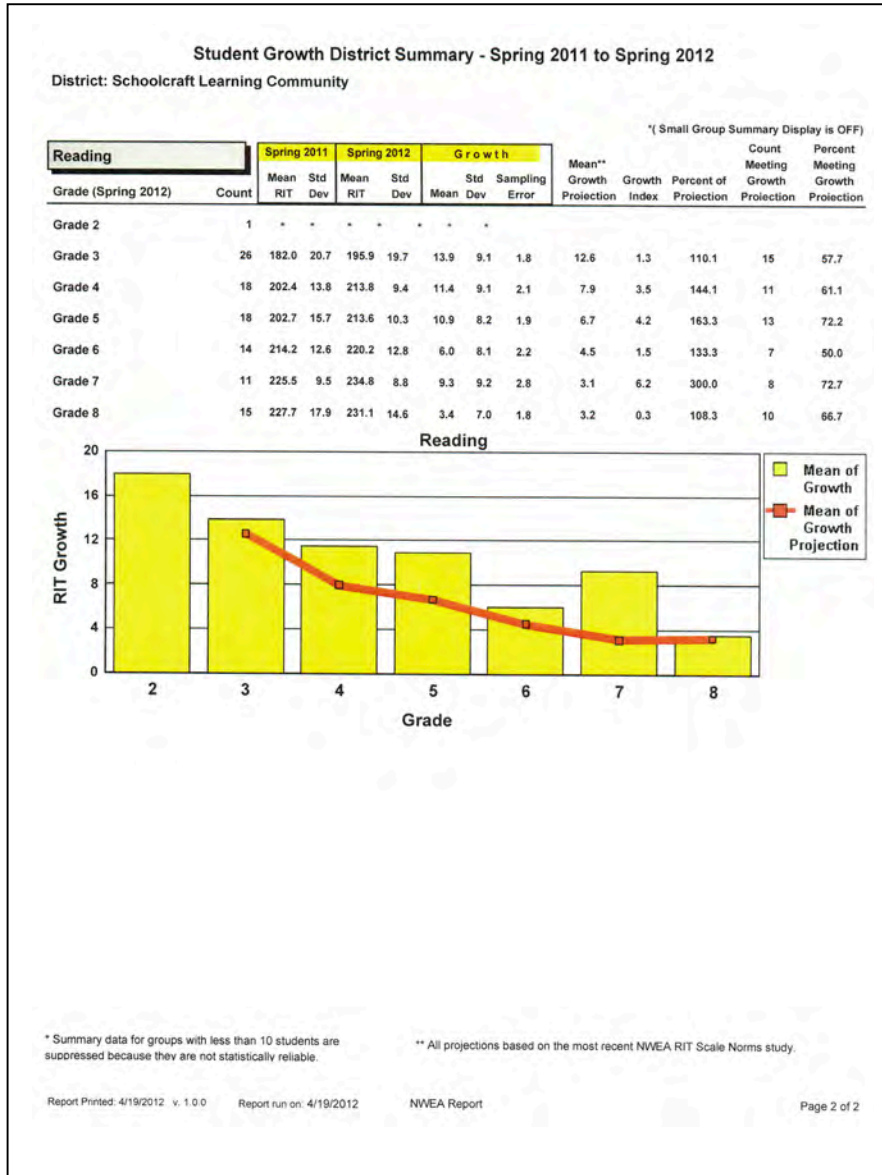
Challenges in technology range from networking issues tied to our location, to creating an equipment replacement cycle and plan for future years. We purchased so much new equipment with the E2T2 grant monies, but will need to fix and/or replace equipment according to this plan. With state budget cuts, the amount of money needed for replacements/repairs may not be available.

## Future Plans

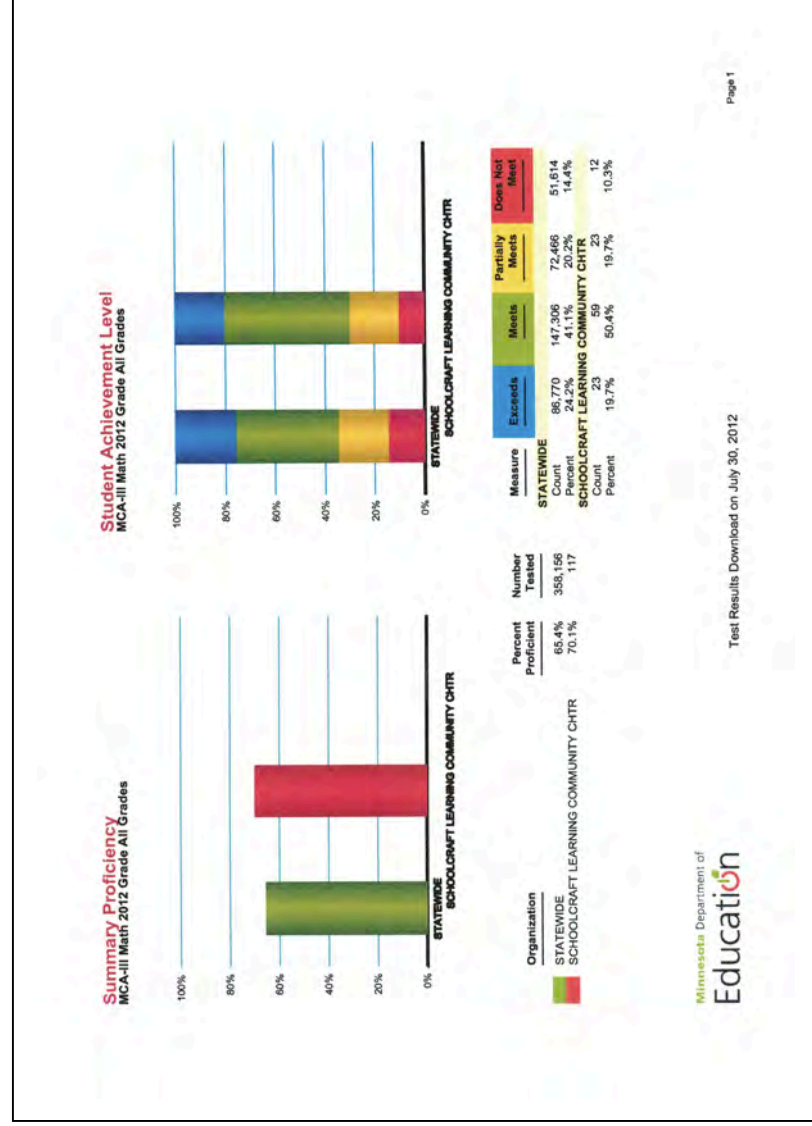
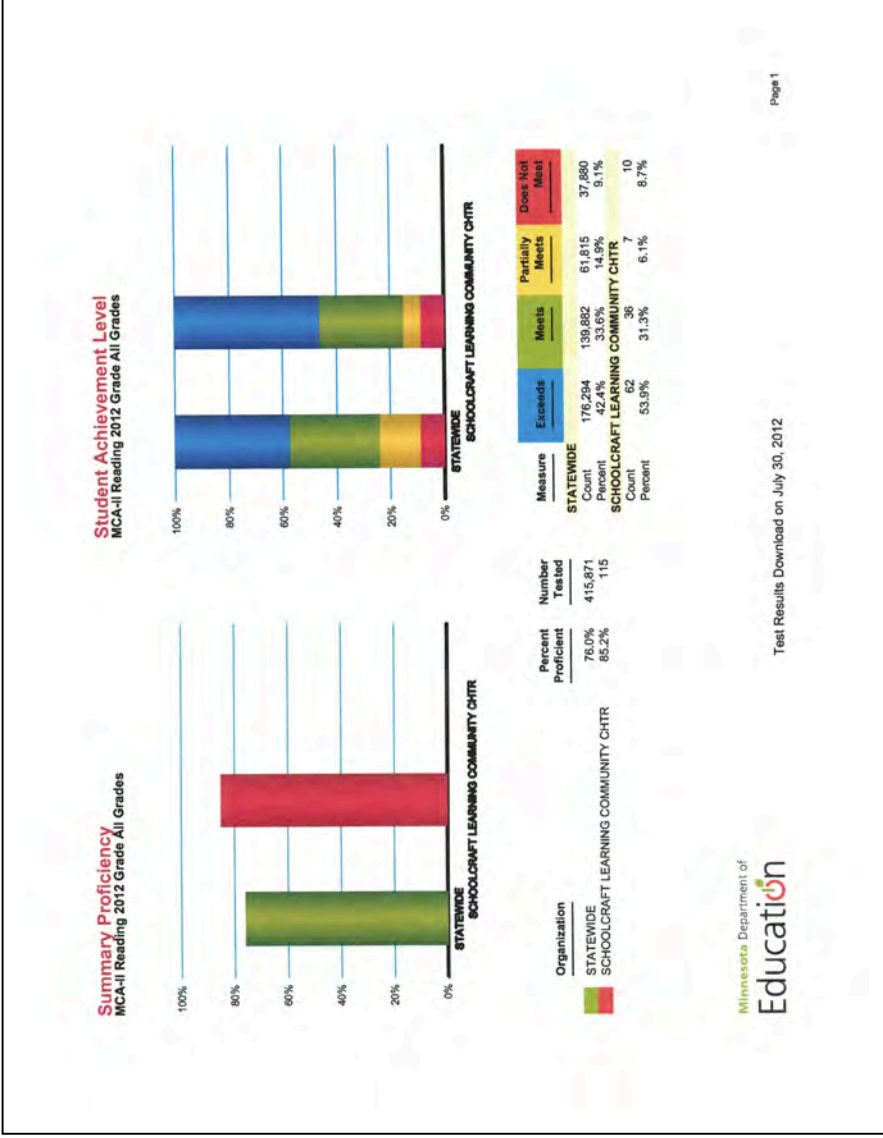
Board goals for the upcoming 2012-13 school year include a review of our Expeditionary Learning commitment as a curricular model. We also will be designing staff/teacher evaluations to meet the request of not only our Board, but also our sponsor, VOA. The third item for review will be a more detailed investigation regarding a possible school re-location, expansion or building of a new school to meet program and enrollment needs.

# Appendices

- NWEA Results



- MCA Results



- MDE Report Card

Data for Parents and Educators Page 1 of 1

---

**Data for Parents and Educators**

[Data Report View for Parents](#) | [Data Report View for Educators](#) | [How to use this page](#)

Your current data search results:

How are schools performing on federal AYP measures? **STATEWIDE**

SCHOOLCRAFT LEARNING COMMUNITY CHTR

AYP Status History

SCHOOLCRAFT LEARNING COMMUNITY CHTR	2007	2008	2009	2010	2011
Math	Yes	Yes	No	No	Yes
Reading	Yes	Yes	Yes	Yes	Yes
Attendance	Yes	Yes	Yes	Yes	Yes

KEY: Yes - Making AYP No - Not making AYP

2011 At A Glance

SCHOOLCRAFT LEARNING COMMUNITY CHTR

Efficiency Index:

Math	71.3
Reading	88.1

Other Indicators:

Attendance	93.5%
------------	-------

TITLE I

SCHOOLCRAFT LEARNING COMMUNITY CHTR is Making AYP. SCHOOLCRAFT LEARNING COMMUNITY CHTR is a Title I school. There are 1082 Minnesota schools (47.9%) that receive Title I funds.

SCHOOLCRAFT LEARNING COMMUNITY CHTR

BOX 1895 BEMDJI MN 56810-0000  
Tel: 218 588 3284 K-9  
web: <http://www.schoolcraft.org>

Analyze in more detail

STATEWIDE

All schools

AYP Status History

STATEWIDE	2007	2008	2009	2010	2011
Math	Yes	No	No	No	No
Reading	No	No	No	No	No
Attendance	Yes	Yes	Yes	No	Yes
Graduation	No	No	No	No	No

KEY: Yes - Making AYP No - Not making AYP

2011 At A Glance

STATEWIDE

Efficiency Index:

Math	67.7
Reading	82.1

Other Indicators:

Attendance	94.7%
Graduation	92.8%

TITLE I

STATEWIDE is Not Making AYP. STATEWIDE is Not a Title I school.

STATEWIDE

1500 Highway 36 West Roseville MN 55113-4286  
Tel: 651 582 8200  
web: <http://education.state.mn.us>

AYP	FAO	Glossary	Improvement Plan

AYP is a measurement of school and district performance mandated by the federal No Child Left Behind (NCLB) Act. Under NCLB, schools and districts must reach achievement goals based on test scores, attendance and graduation that are set by the state with the ultimate goal of 100 percent of students being proficient in math and reading by 2014.

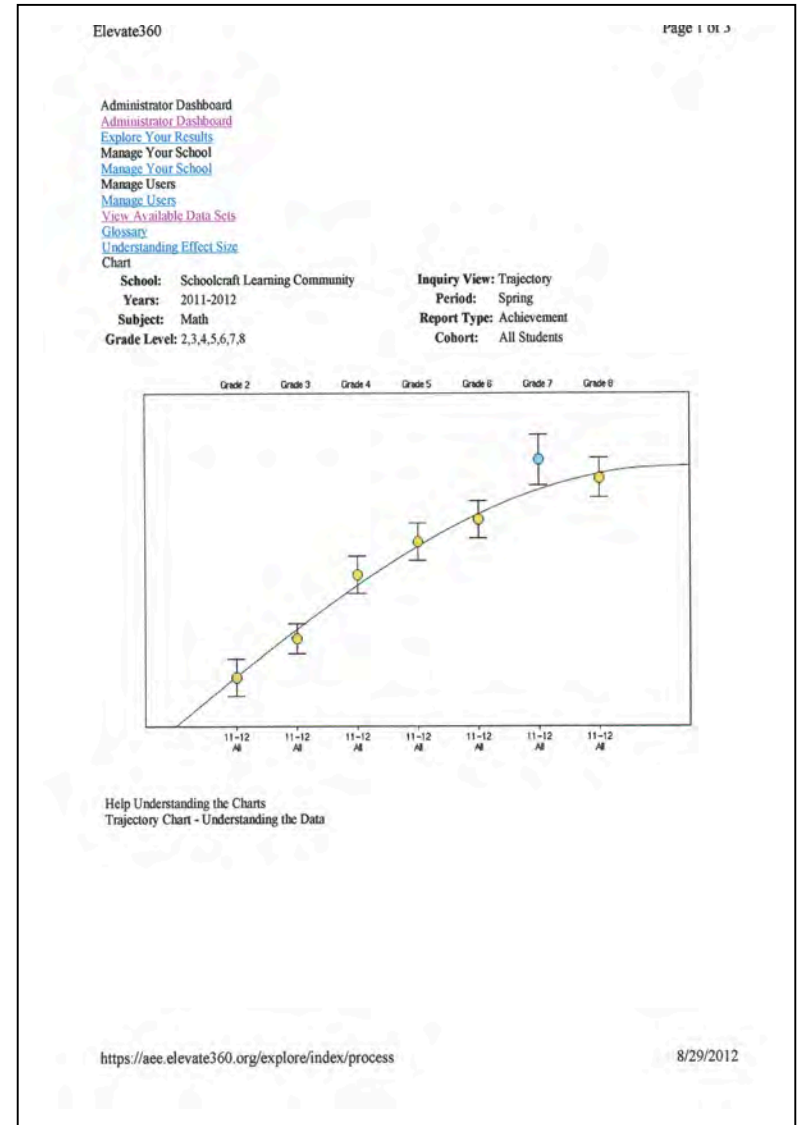
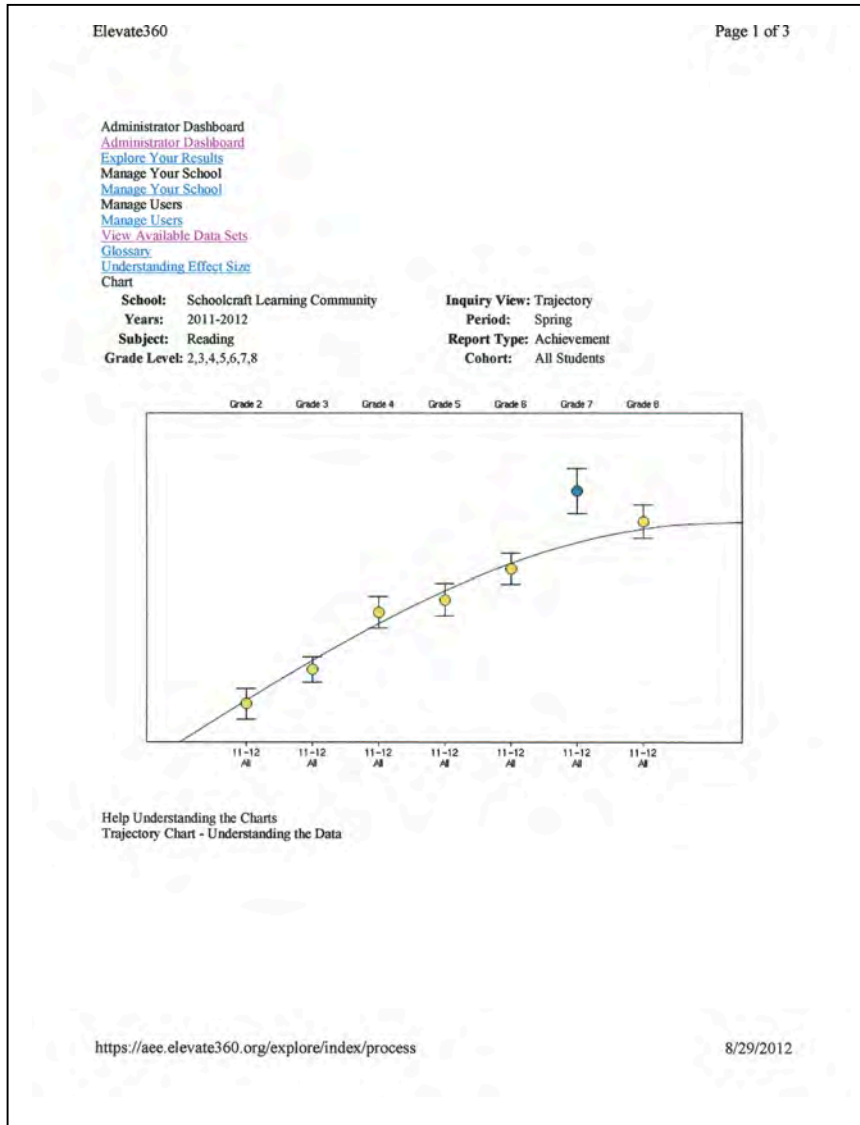
<http://education.state.mn.us/MDEAnalytics/Reports.jsp> 8/29/2012

## UFARS information

08/06/12 UNIFORM FINANCIAL ACCOUNTING AND REPORTING STANDARDS COMPLIANCE REPORT COM01840580713  
DISTRICT: 4058-07 SCHOOLCRAFT LEARNING COMMUNITY C06/30/12 AUDITED UFARS DATA SUBMITTED DATA AS OF 08/06/12

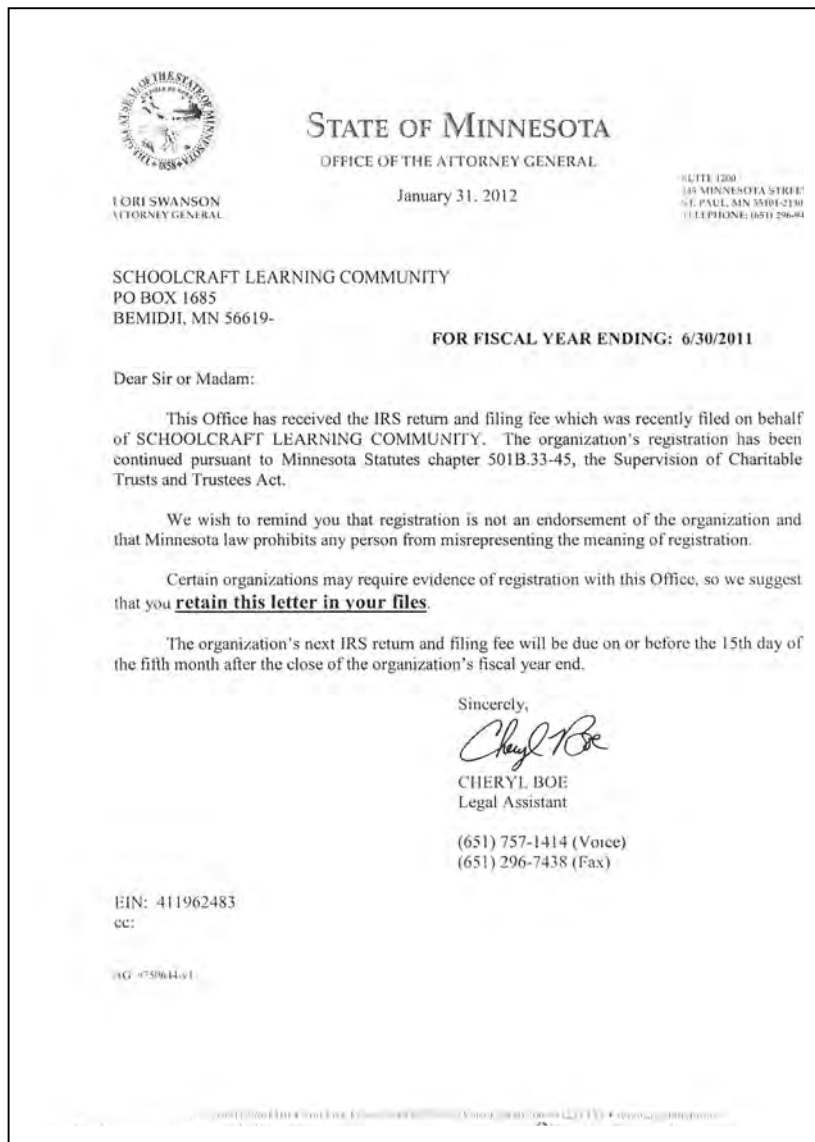
<p>01 GENERAL FUND</p> <p>TOTAL REVENUE 2,028,405</p> <p>TOTAL EXPENDITURES 1,955,255</p> <p>NON SPENDABLE:</p> <p>460 NON SPENDABLE FUND BALANCE 5,880</p> <p>RESTRICTED/RESERVE:</p> <p>403 STAFF DEVELOPMENT</p> <p>405 DEFERRED MAINTENANCE</p> <p>406 HEALTH &amp; SAFETY</p> <p>407 CAPITAL PROJECTS LEVY</p> <p>408 COOPERATIVE REVENUE</p> <p>414 OPERATING DEBT</p> <p>416 LEVY REDUCTION</p> <p>417 TACONITE BUILDING MAINT</p> <p>423 CERTAIN TEACHER PROGRAMS</p> <p>424 OPERATING CAPITAL</p> <p>426 \$25 TACONITE</p> <p>427 DISABLED ACCESSIBILITY</p> <p>428 LEARNING &amp; DEVELOPMENT</p> <p>434 AREA LEARNING CENTER</p> <p>435 CONTRACTED ALT. PROGRAMS</p> <p>436 ST. APPROVED ALT. PROGRAM</p> <p>438 GIFTED &amp; TALENT</p> <p>441 BASIC SKILLS PROGRAMS</p> <p>445 CAREER &amp; TECH PROGRAMS</p> <p>449 SAFE SCHOOLS LEVY</p> <p>450 PREKINDERGARTEN</p> <p>451 QAS PAYMENTS</p> <p>452 OPER LIAB NOT IN TRUST</p> <p>453 UNPRD EDV &amp; RETIREMENT LEVY</p> <p>RESTRICTED:</p> <p>464 RESTRICTED FUND BALANCE</p> <p>COMMITTED:</p> <p>418 COMMITTED FOR SEPARATION</p> <p>461 COMMITTED FUND BALANCE</p> <p>ASSIGNED:</p> <p>462 ASSIGNED FUND BALANCE 5,000</p> <p>UNASSIGNED:</p> <p>422 UNASSIGNED FUND BALANCE 670,517</p> <p>02 FOOD SERVICE</p> <p>TOTAL REVENUE 123,743</p> <p>TOTAL EXPENDITURES 139,358</p> <p>NON SPENDABLE:</p> <p>460 NON SPENDABLE FUND BALANCE</p> <p>RESTRICTED/RESERVE:</p> <p>450 OPER LIAB NOT IN TRUST</p> <p>RESERVE:</p> <p>464 RESTRICTED FUND BALANCE 2,913</p> <p>UNASSIGNED:</p> <p>463 UNASSIGNED FUND BALANCE</p> <p>04 COMMUNITY SERVICE</p> <p>TOTAL REVENUE</p> <p>TOTAL EXPENDITURES</p> <p>NON SPENDABLE:</p> <p>460 NON SPENDABLE FUND BALANCE</p> <p>RESTRICTED/RESERVE:</p> <p>426 \$25 TACONITE</p> <p>431 COMMUNITY EDUCATION</p> <p>432 E.C.F.E</p> <p>444 SCHOOL READINESS</p> <p>447 ADULT BASIC EDUCATION</p> <p>452 OPER LIAB NOT IN TRUST</p> <p>RESTRICTED:</p> <p>464 RESTRICTED FUND BALANCE</p> <p>UNASSIGNED:</p> <p>463 UNASSIGNED FUND BALANCE</p>	<p>06 BUILDING CONSTRUCTION</p> <p>TOTAL REVENUE</p> <p>TOTAL EXPENDITURES</p> <p>NON SPENDABLE:</p> <p>460 NON SPENDABLE FUND BALANCE</p> <p>RESTRICTED/RESERVE:</p> <p>407 CAPITAL PROJECTS LEVY</p> <p>409 ALTERNATIVE FAC. PROGRAM</p> <p>413 PROJECTS FUNDED BY COP</p> <p>RESTRICTED:</p> <p>464 RESTRICTED FUND BALANCE</p> <p>UNASSIGNED:</p> <p>463 UNASSIGNED FUND BALANCE</p> <p>07 DEBT SERVICE</p> <p>TOTAL REVENUE</p> <p>TOTAL EXPENDITURES</p> <p>NON SPENDABLE:</p> <p>460 NON SPENDABLE FUND BALANCE</p> <p>RESTRICTED/RESERVE:</p> <p>425 BOND REPAYMENTS</p> <p>451 QAS PAYMENTS</p> <p>RESTRICTED:</p> <p>464 RESTRICTED FUND BALANCE</p> <p>UNASSIGNED:</p> <p>463 UNASSIGNED FUND BALANCE</p> <p>09 TRUST</p> <p>TOTAL REVENUE</p> <p>TOTAL EXPENDITURES</p> <p>422 NET ASSETS</p> <p>30 INTERNAL SERVICE</p> <p>TOTAL REVENUE</p> <p>TOTAL EXPENDITURES</p> <p>422 NET ASSETS</p> <p>25 OPER REVOCABLE TRUST FUND</p> <p>TOTAL REVENUE</p> <p>TOTAL EXPENDITURES</p> <p>422 NET ASSETS</p> <p>45 OPER IRREVOCABLE TRUST FUND</p> <p>TOTAL REVENUE</p> <p>TOTAL EXPENDITURES</p> <p>422 NET ASSETS</p> <p>47 OPER DEBT SERVICE FUND</p> <p>TOTAL REVENUE</p> <p>TOTAL EXPENDITURES</p> <p>NON SPENDABLE:</p> <p>460 NON SPENDABLE FUND BALANCE</p> <p>RESTRICTED:</p> <p>425 BOND REPAYMENTS</p> <p>464 RESTRICTED FUND BALANCE</p> <p>UNASSIGNED:</p> <p>463 UNASSIGNED FUND BALANCE</p>
<p>1) FUND BALANCE 691,397</p>	
<p>2) EXPENDITURES 1,845,346</p>	
<p>3) SOG CALCULATION (1 / 3) 41,42 8</p>	

- Elevate 360 Results





- Non-Profit Status



## FY12 Expenditure Matrix

Schoolcraft Learning Community Expenditures / Budget FY12 July 1, 2011 - June 30, 2012				
	Budget	YTD expense	YTD %	
<b>Admin/Board &amp; Director</b>			06.30.2012	
Salaries	\$55,449	\$55,512	100%	
Benefits	\$15,371	\$14,948	97%	
Train/Sponsor	\$14,790	\$13,584	92%	
<b>TOTAL</b>	<b>\$85,610</b>	<b>\$84,044</b>	<b>98%</b>	
<b>District Support</b>				
Salaries	\$93,879	\$94,019	100%	
Benefits	\$22,617	\$21,244	94%	
tele.post.srvc	\$27,225	\$25,068	92%	
Supplies	\$3,400	\$3,440	101%	
interest/equip	\$1,000	\$158	16%	
memberships	\$4,200	\$4,191	100%	
<b>TOTAL</b>	<b>\$152,321</b>	<b>\$148,121</b>	<b>97%</b>	
<b>Ed Instruction</b>				
Salaries	\$577,361	\$577,923	100%	
Benefits	\$156,134	\$153,708	98%	
consultants	\$80,528	\$80,204	100% *includes fieldwork	
Supplies	\$23,778	\$23,444	99%	
equipment	\$24,310	\$15,398	63%	
memberships	\$690	\$690	100%	
<b>TOTAL</b>	<b>\$862,801</b>	<b>\$851,368</b>	<b>99%</b>	
<b>Special Ed Inst</b>				
Salaries	\$302,676	\$302,676	100%	
Benefits	\$88,938	\$93,323	105%	
consultants	\$64,785	\$64,785	100%	
Supplies	\$4,311	\$4,311	100%	
equipment	\$2,228	\$2,228	100%	
<b>TOTAL</b>	<b>\$462,938</b>	<b>\$467,323</b>	<b>101%</b>	
<b>Staff Development</b>	\$6,000	\$6,004	100%	
<b>Health Services</b>	\$3,000	\$2,212	74%	
<b>Building site</b>	\$279,000	\$278,020	100%	
<b>Property Insur</b>	\$15,986	\$18,164	114%	
tran fo FNS	\$0	\$13,154	0%	
depreciation				
<b>All General Fund Total</b>	<b>\$1,867,657</b>	<b>\$1,868,409</b>	<b>100%</b>	
<b>Food Service</b>				
Contracted	\$137,081	\$139,357	102%	
<b>All Total</b>	<b>2,004,738</b>	<b>2,007,767</b>	<b>100%</b>	
<b>Revenue</b>	2,079,090	2,165,302	104	\$157,535

• Preliminary Balance Sheet

**Schoolcraft Learning Community  
Balance Sheet Accounts  
Period Ending Jun 30, 2012**

Page 2 of 2  
8/26/2012  
10:28:25

C.J. Daniels

Sequence: Fd, Org, Pro, Fin, Oth, Crs

L Fd OrgProFin OthCrs	Class Sub	District	Account Description	Starting Balance	Activity	Ending Balance
B 02	101 000	100 00	Food Service Cash	5,373.14	(2,460.19)	2,912.95
B 02	115 000	100 00	Food Mkt/Other Acct Rec			
B 02	115 001	100 00	NP Due From Other Funds			
B 02	118 000	100 00	Due From CFL			
B 02	121 000	100 00	Due From Fed-AM CFL			
B 02	122 000	200 00	Due To Other Funds			
B 02	203 000	200 00	Food Service Accounts Pay			
B 02	206 000	200 00	Accounts Payable Other			
B 02	300 001	400 00	Nonspendable Fund Balance			
B 02	400 000	400 00	Unassigned Non-Camt Fund	(5,373.14)	(2,460.19)	(7,833.33)
B 02	443 000	400 00	Restricted Fund Balance			
B 02	444 000	400 00	Restricted Fund Balance			
B 96	140 000	100 00	Land			
B 96	141 000	100 00	Site Improvements			
B 96	142 000	100 00	Buildings			
B 96	143 000	100 00	Equipment	219,026.00	5,408.96	224,434.96
B 96	173 000	100 00	Account Depr On Equip	(60,716.67)	(33,301.90)	(94,018.57)
B 96	420 000	400 00	Net Investment in Fixed Assets	(158,389.33)	27,792.04	(130,597.29)
B 96	420 000	400 00				0.00
B 96	152 000	100 00	Ante Prov For Cap Assets			
B 96	254 000	200 00	Capital Lease Pay		157,534.66	157,534.66
			<b>Report Totals:</b>			

**Schoolcraft Learning Community  
Balance Sheet Accounts  
Period Ending Jun 30, 2012**

Page 1 of 2  
8/26/2012  
10:29:25

C.J. Daniels


Sequence: Fd, Org, Pro, Fin, Oth, Crs

L Fd OrgProFin OthCrs	Class Sub	District	Account Description	Starting Balance	Activity	Ending Balance
B 01	101 000	100 00	Cash	85,405.89	(34,037.29)	51,368.60
B 01	101 002	100 00	CD Security 5066 6/m	64,235.75	(83,182.07)	(18,946.32)
B 01	101 003	100 00	Money Market		(2,505.29)	(2,505.29)
B 01	101 004	100 00	CD Investment		70,777.44	70,777.44
B 01	101 005	100 00	80% grnds 17p Pcd	2,504.14	(634.46)	1,869.68
B 01	104 000	100 00	General Fund CD		(1,036.30)	(1,036.30)
B 01	115 000	100 00	Accounts Payable			
B 01	118 000	100 00	Due From Other Funds			
B 01	120 000	100 00	Due From Other Funds			
B 01	121 000	100 00	Due From Other Funds			
B 01	122 000	100 00	Due From Other Funds			
B 01	131 000	100 00	Due From MM/CFL			
B 01	201 000	200 00	Prepaid Expenses/Deposits	8,177.06	(3,297.69)	4,879.37
B 01	202 000	200 00	Statues Payable	(39,969.23)	(1,279.97)	(41,249.20)
B 01	203 000	200 00	Short Term Investments			
B 01	205 000	200 00	Insurance Payable			
B 01	206 000	200 00	Due To Other Funds			
B 01	206 001	200 00	Other Accts Payable			
B 01	206 002	200 00	Accts Payable Other			
B 01	208 000	200 00	Interest Payable			
B 01	210 000	200 00	Due To Other MM Schools			
B 01	215 001	200 00	Payroll Taxes Withheld	(5,897.51)	143.01	(5,754.50)
B 01	215 002	200 00	Med Payroll Taxes Withheld	(2,819.03)	146.04	(2,672.99)
B 01	218 004	200 00	TVA Penalties Withheld	(10,437.41)	(193.01)	(10,630.42)
B 01	219 005	200 00	TRSA Deductions Withheld	(7,644.16)	(420.20)	(8,064.36)
B 01	219 006	200 00	PRBA Deductions Withheld	(1,740.19)	(14.04)	(1,754.23)
B 01	218 010	200 00	403B With Payrate	(630.00)		(630.00)
B 01	218 020	200 00	Lunch Balance			
B 01	218 030	200 00	PEFAA life insu			
B 01	215 040	200 00	AFLAC	(41.85)	(2,392.00)	(2,433.85)
B 01	215 079	200 00	Health Insur with	(1,444.04)		(1,444.04)
B 01	220 000	200 00	Payroll Deductions			
B 01	422 000	400 00	Unreserved Fund Balance	(912,223.86)	1,702.34	(910,521.52)
B 01	460 000	400 00	Nonspendable Fund Balance	(9,177.66)	3,297.69	(5,880.00)
B 01	462 000	400 00	Assigned Fund Bal Tool replacement		(5,000.00)	(5,000.00)
B 01	464 000	400 00	Restricted Fund Balance		159,995.15	159,995.15

- School Finance Awards MDE and VOA



# School Application Form



**Schoolcraft Learning Community**  
 PO Box 1685 \* Bemidji, MN 56619 \* [www.schoolcraft.org](http://www.schoolcraft.org) \* [learn@schoolcraft.org](mailto:learn@schoolcraft.org)  
 (218)586-3284; fax (218)586-3285  
 Curiosity Compassion Creativity

**Instructions:** Complete this form (one per family) and send it to Schoolcraft Learning Community, PO Box 1685, Bemidji, MN 56619. Use the back of this form for additional children or to provide expanded comments as needed.

Last Name: \_\_\_\_\_ Today's Date: \_\_\_\_\_  
 Number of children applying for Schoolcraft admission: \_\_\_\_\_  
 First Name(s) of Parent(s) or Guardian(s): \_\_\_\_\_  
 Mailing Address: \_\_\_\_\_  
 City: \_\_\_\_\_ ZIP: \_\_\_\_\_ School District: \_\_\_\_\_  
 Phone (Day): \_\_\_\_\_ (Evening): \_\_\_\_\_ Township: \_\_\_\_\_  
 E-mail Address: \_\_\_\_\_ School Year Applying For: \_\_\_\_\_

---

Student Name \_\_\_\_\_  
 Grade in application year \_\_\_\_\_  
 If Kindergarten, is birthdate on or before September 1 of application year?  Yes  No

---


Student Name \_\_\_\_\_  
 Grade in application year \_\_\_\_\_  
 If Kindergarten, is birthdate on or before September 1 of application year?  Yes  No

---

Student Name \_\_\_\_\_  
 Grade in application year \_\_\_\_\_  
 If Kindergarten, is birthdate on or before September 1 of application year?  Yes  No

Schoolcraft is an Equal Opportunity Employer and Educator and we welcome applications from all persons without regard to race, religion, gender, sexual orientation, and intellectual, artistic, or physical ability. According to Minnesota Charter School law, a lottery to establish waiting list order from which openings at each grade level are filled will be held each February for the following school year. Siblings of currently enrolled students are given preference in the waiting list order to keep families together whenever possible. Turtle River Township families are given preference per Minnesota Statute 124D.10, Subd. 9. You can visit our website at [www.schoolcraft.org](http://www.schoolcraft.org) for further details.

# Enrollment Form



**Schoolcraft Learning Community**  
 PO Box 1685 \* Bemidji, MN 56619 \* [www.schoolcraft.org](http://www.schoolcraft.org) \* [learn@schoolcraft.org](mailto:learn@schoolcraft.org)  
 (218)586-3284; fax (218)586-3285  
 Curiosity Compassion Creativity

**Instructions:** This form is to be completed after students are accepted into Schoolcraft Learning Community. Complete this form and return it to the Schoolcraft Learning Community office. Use the back of this form for additional children or to provide expanded comments as needed.

Student First Name: \_\_\_\_\_ Student Last Name: \_\_\_\_\_  
 Middle Name: \_\_\_\_\_ Student Date of Birth: \_\_\_\_\_  
 Name(s) of Parent(s) or Guardian(s): \_\_\_\_\_  
 Mailing Address: \_\_\_\_\_  
 City: \_\_\_\_\_ ZIP: \_\_\_\_\_ School Transferring from: \_\_\_\_\_  
 Phone (Day): \_\_\_\_\_ (Evening): \_\_\_\_\_ Cell phone: \_\_\_\_\_  
 E-mail Address: \_\_\_\_\_ Does this student have special needs? \_\_\_\_\_  
 \_\_\_\_\_  
 Anything else you would like to share with us as we start our learning journey together? \_\_\_\_\_  
 \_\_\_\_\_

---

**Please complete this if you are enrolling more than one child in Schoolcraft Learning Community. Thank you!**

Student First Name: \_\_\_\_\_ Student Last Name: \_\_\_\_\_  
 Middle Name: \_\_\_\_\_ Student Date of Birth: \_\_\_\_\_  
 School Transferring from: \_\_\_\_\_ Does this student have special needs? \_\_\_\_\_  
 \_\_\_\_\_  
 Anything else you would like to share with us as we start our learning journey together? \_\_\_\_\_  
 \_\_\_\_\_

---

Student First Name: \_\_\_\_\_ Student Last Name: \_\_\_\_\_  
 Middle Name: \_\_\_\_\_ Student Date of Birth: \_\_\_\_\_  
 School Transferring from: \_\_\_\_\_ Does this student have special needs? \_\_\_\_\_  
 \_\_\_\_\_  
 Anything else you would like to share with us as we start our learning journey together? \_\_\_\_\_  
 \_\_\_\_\_

Schoolcraft is an Equal Opportunity Employer and Educator and we welcome applications from all persons without regard to race, religion, gender, sexual orientation, and intellectual, artistic, or physical ability. You can visit our website at [www.schoolcraft.org](http://www.schoolcraft.org) for further details.